

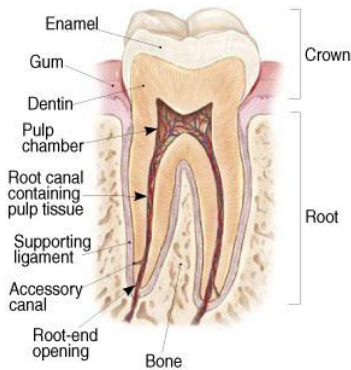


Root Canal (Endodontic) Treatment

At The Hub Dental Practice we offer the highest quality Endodontic treatment 7 days a week including Sundays.

We have the most up to date facilities including the very latest Dental Microscope and obturation systems. This ensures that our patients get the best possible results. We aim to offer 1st class treatment at affordable prices.

What is endodontic treatment?



“Endo” is the Greek word for “inside” and “odont” is Greek for “tooth.” Endodontic treatment treats the inside of the tooth.

To understand endodontic treatment, it helps to know something about the anatomy of the tooth. Inside the tooth, under the white enamel and a hard layer called the dentin, is a soft tissue called the pulp?

The pulp contains blood vessels, nerves, and connective tissue and creates the surrounding hard tissues of the tooth during development.

The pulp extends from the crown of the tooth to the tip of the roots where it connects to the tissues surrounding the root. The pulp is important during a tooth’s growth and

development.

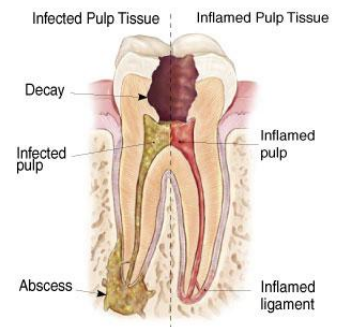
However, once a tooth is fully mature it can survive without the pulp, because the tooth continues to be nourished by the tissues surrounding it.

Why would I need an endodontic procedure?

Endodontic treatment is necessary when the pulp, the soft tissue inside the root canal, becomes inflamed or infected.

The inflammation or infection can have a variety of causes: deep decay, repeated dental procedures on the tooth, or a crack or chip in the tooth.

In addition, an injury to a tooth may cause pulp damage even if the tooth has no visible chips or cracks. If pulp inflammation or infection is left untreated, it can cause pain or lead to an abscess.



What are the signs of needing endodontic treatment?

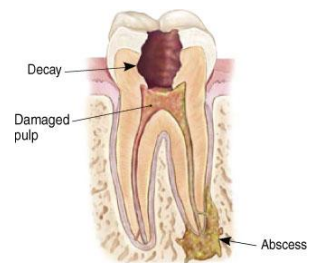
Signs to look for include pain, prolonged sensitivity to heat or cold, tenderness to touch and chewing, discoloration of the tooth, and swelling, drainage and tenderness in the lymph nodes as well as nearby bone and gingival tissues.

Sometimes, however, there are no symptoms.

How does endodontic treatment save the tooth?

The dentist removes the inflamed or infected pulp, carefully cleans and shapes the inside of the canal, a channel inside the root, then fills and seals the space.

Afterwards, the dentist may place a crown or other restoration on the tooth to protect and restore it to full function. After restoration, the tooth continues to function like any other tooth. After the root treatment the tooth will need to be restored either with a filling or a crown.



Risks and complications

There are many risk and complications associated with root treatment and these are outlined on our Consent Form for RCT’s. There are also issues related to the final restoration.

Root Canal Treatment may result in a lifetime solution with no further problems or expenditure however in other cases it should be considered a transition treatment.

Who does the endodontic treatment at our practice?

All our dentists have a wide experience in providing Endodontic Treatment.

Dr Azhar, Dr Valero, Dr Harper and Dr De Castro Torres are our Endodontic Team

This means that we and our patients will have access to some of the most talented endodontic clinicians.

We were chosen because we offer outstanding facilities and our staff are all trained to the highest standards.

Depending on the case we are able to offer a full range instrumentation using the latest equipment such as rotary files, very thorough irrigation of the canal using ultra Sonics and obturation with Heated Gutta Percha.

We use only the best materials and equipment because this is the easiest way to get the best results for our patients.

Will I feel pain during or after the procedure?

Many endodontic procedures are performed to relieve the pain of toothaches caused by pulp inflammation or infection. With modern techniques and anaesthetics, most patients report that they are comfortable during the procedure.

For the first few days after treatment, your tooth may feel sensitive, especially if there was pain or infection before the procedure. This discomfort can be relieved with over-the-counter or prescription medications. Follow your Dentist's instructions carefully.

Your tooth may continue to feel slightly different from your other teeth for some time after your endodontic treatment is completed. However, if you have severe pain or pressure or pain that lasts more than a few days, call the practice: 01908 690326.

Do I need to see a Specialist Endodontist?

We often refer patients with difficult endodontic problems to one of the local Endodontic Specialists. The specialist Endodontist often charges about 4 times more than our fees and so unless it is really necessary, and in most cases it is not, most patients prefer the dentist at our practice to do the procedure.

Endodontic Procedure

Endodontic treatment can often be performed in one or two visits and involves the following steps:

1. The dentist examines and x-rays the tooth, then administers local anesthetic. After tooth is numb, the dentist places a small protective sheet called a "dental dam" the area to isolate the tooth and keep it clean and free of saliva during the procedure.
2. The dentist makes an opening in the crown of the tooth. Very small instruments are used to clean the pulp from the pulp chamber and root canals and to shape the space for filling.
3. After the space is cleaned and shaped, the dentist fills the root canals with a biocompatible material, usually a rubber-like material called "gutta-percha." The gutta-percha is placed with an adhesive cement to ensure complete sealing of the root canals. In most cases, a temporary filling is placed to close the opening. The temporary filling will be removed by your dentist before the tooth is restored.

Afterwards

After the final visit for the endodontic treatment you will return to your dentist to have a crown or other restoration placed on the tooth to protect and restore it to full function. This is very important and the patient should not delay as a delay can result in failure of the Root canal treatment and even loss of the tooth.

If the tooth lacks sufficient structure to hold the restoration in place, your dentist may place a post inside the tooth. Ask your dentist for more details about the specific restoration planned for your tooth.

